

# What you will need:

Arukoru Paint stripper

Optional:

- Latex Gloves
- Alligator Clips
- Old Newspapers

An old brush

Plastic Container

Parts to be stripped



**ARMORED  
KOMODO**  
HEAVY INDUSTRIES



# Arukoru Works on the following paint types:

Acrylic

Water based

Enamel


Oil based

Lacquer



**ARMORED  
KOMODO**  
HEAVY INDUSTRIES




A red and yellow mechanical part is submerged in a clear plastic container filled with water. The container is placed on a newspaper, which shows various headlines and weather forecasts. The part is a complex, angular shape with a yellow tip and a black internal component. The water is clear, and the part is fully submerged. The background includes headlines like 'DEMAND', 'nuka', and '75th anniversary', as well as weather forecasts for various locations like 'ZAMBOANGA CITY' and 'METRO DAVAO'.

Submerge the part for 30 minutes or more depending on the size.



**ARMORED  
KOMODO**  
HEAVY INDUSTRIES






Gently Scrub the piece with a brush. You dont need much force to remove the paint by this time.



**ARMORED  
KOMODO**  
HEAVY INDUSTRIES





**ARMORED  
KOMODO**  
HEAVY INDUSTRIES



A close-up shot of a gloved hand holding a red mechanical component, dipping it into a clear plastic bucket filled with a red liquid solution. A wooden stick is also visible in the bucket. The background shows a newspaper with large, bold letters.

Dip the brush or part to add more solution to the surface.


For tutorial purposes only, we recommend to disassemble the piece,  
and work on individual pieces when stripping.



**ARMORED  
KOMODO**  
HEAVY INDUSTRIES



Result:



**ARMORED  
KOMODO**  
HEAVY INDUSTRIES